

1) Optical axis, 2) Operating voltage, 3) rotatable 270°



Basic features

Approval/Conformity	CE cULus EAC WEEE
Basic standard	IEC 60947-5-2
Principle of operation	Photoelectric sensor
Reference receiver	BOS 12M-...LE10-...
Series	21M
Style	Square Connection can be rotated

Display/Operation

Display	LED green: Power
----------------	------------------

Electrical connection

Connection	Connector, M12x1-Male, 4-pin
Polarity reversal protected	yes
Protection against device mix-ups	yes

Electrical data

Input function	Test (Emitter off)
No-load current I_{o max.} at U_e	35 mA
Operating voltage U_b	10...30 VDC
Protection class	II
Rated insulation voltage U_i	75 V DC
Rated operating voltage U_{e DC}	24 V
Ripple max. (% of U_e)	8 %

Environmental conditions

Ambient temperature	-10...50 °C
Contamination scale	3
EN 60068-2-27, Shock	Half-sinus, 30 g _n , 11 ms, 3x6
EN 60068-2-6, Vibration	10...55 Hz, amplitude 1 mm, 3x30 min
IP rating	IP67

Functional safety

MTTF (40 °C)	429 a
---------------------	-------

Photoelectric Sensors
BOS 21M-XT-LS11-S4
Order Code: BOS00Y0



Material

Housing material	Zinc, Die casting, Powder coated Aluminum
Material sensing surface	PMMA
Surface protection	Powder coated

Mechanical data

Dimension	15 x 50 x 42.5 mm
Mounting part	Screw M4

Optical features

Average power Po max.	390 µW
Laser class per IEC 60825-1	1
Light type	Laser red light
Principle of optical operation	Through-beam sensor (Emitter)
Pulse frequency	12 kHz
Wave length	650 nm

Range/Distance

Range	0...60 m
Rated operating distance Sn	60 m Adjustable

Remarks

For additional information, refer to user's guide.

Order accessories separately.

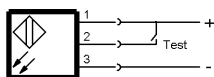
For more information about MTTF and B10d see MTTF / B10d Certificate

Indication of the MTTF- / B10d value does not represent a binding composition and/or life expectancy assurance; these are simply experiential values with no warranty implications. These declared values also do not extend the expiration period for defect claims or affect it in any way.

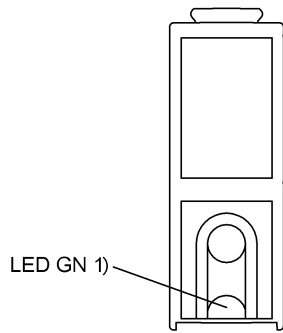
Connector Drawings



Wiring Diagrams



Help Views




1) Operating voltage

Opto Symbols



Warning Symbols



LASER CLASS 1 per IEC 60825-1